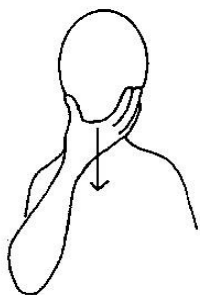


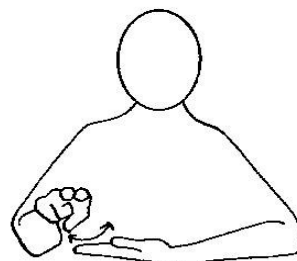
# STAGE 2

**MAN**




Stroke beard

**BUTTER**



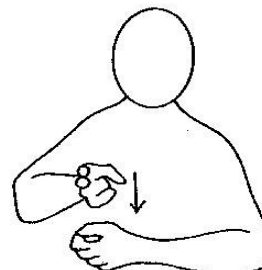
With two fingers make spreading movement on palm

**LADY/WOMAN**



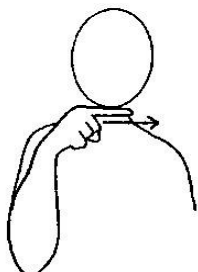
Straight finger moves diagonally to corner of mouth

**EGG**



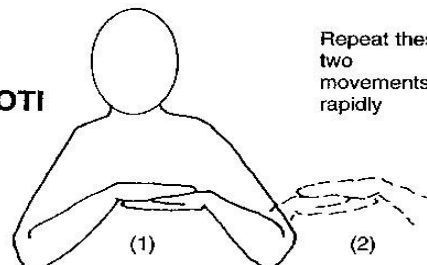
Small quick downward movement of middle + index fingers. Stop movements just above other fist, without touching

**BOY**




Two small forward strokes at corner of mouth

**CHAPATTI/ROTI**



Repeat these two movements rapidly

**GIRL**

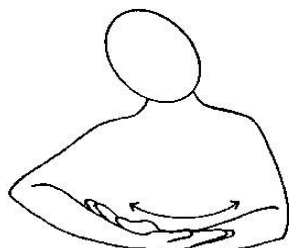


**DAL/DHAL**



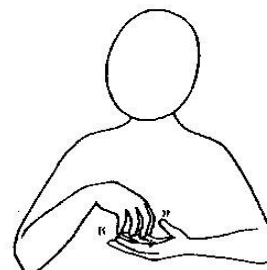
Make small circular movement with upper hand and simultaneously flutter fingers

**BABY**



Sawing movement on palm of hand

**RICE**

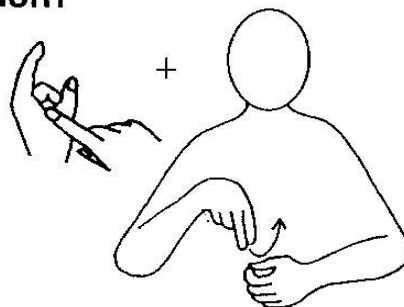


Finger spell "Y" then mime scooping yoghurt from pot

**BREAD**

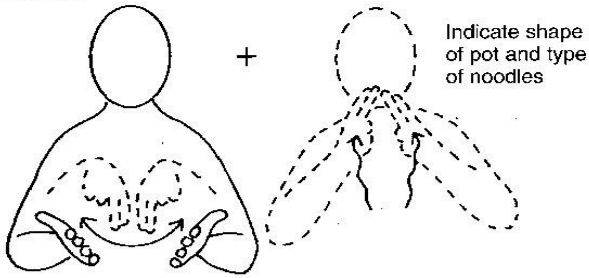


**YOGHURT**




# STAGE 2

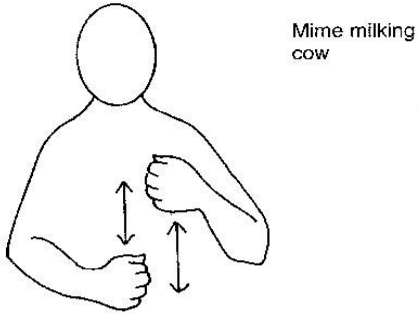
## NOODLES



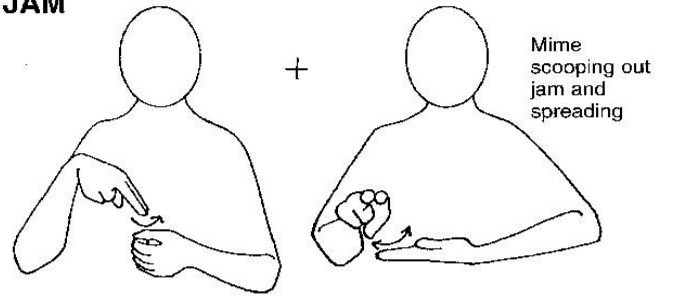
## CAKE



## MILK



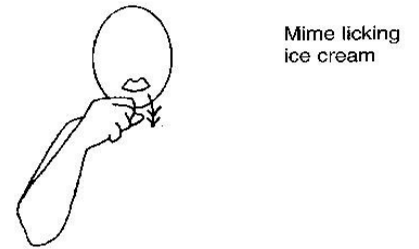
## JAM



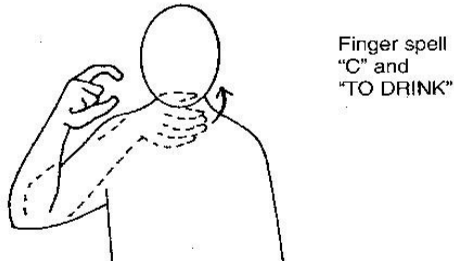
## TEA



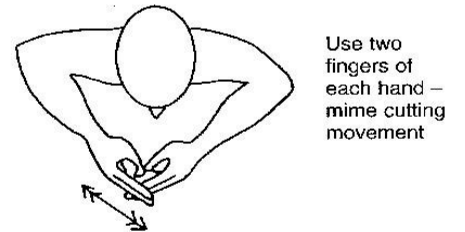
## ICE CREAM



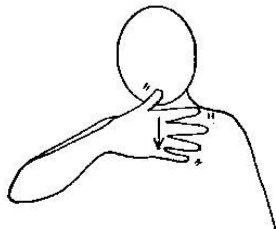
## COFFEE



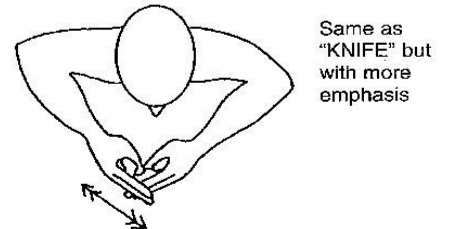
## KNIFE



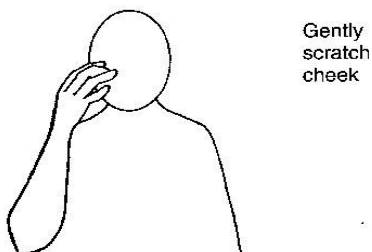
## JUICE



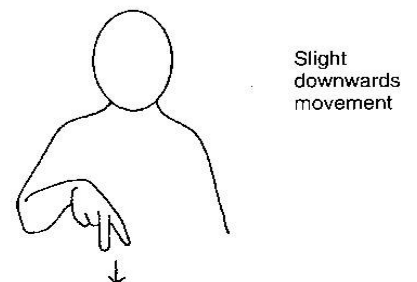
## TO CUT (With Knife)



## SUGAR




## FORK

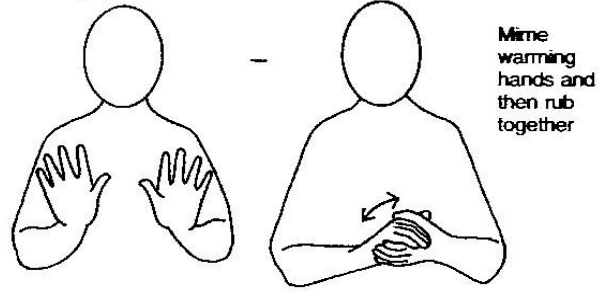


# STAGE 2

**SPOON**

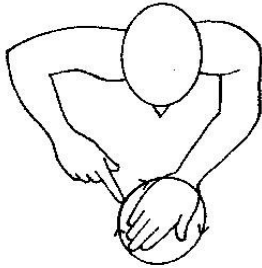


**FIRE (1)**

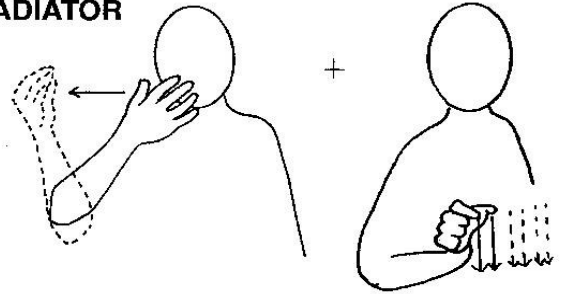


Mime warming hands and then rub together

**PLATE**



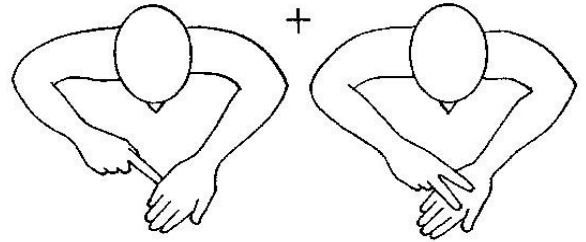
**RADIATOR**



**CUP**

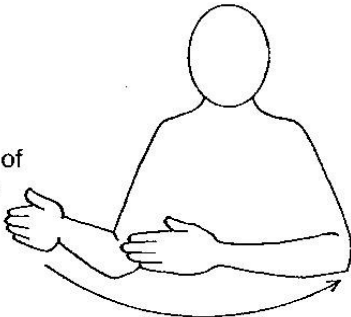


**TELEVISION/ TV**



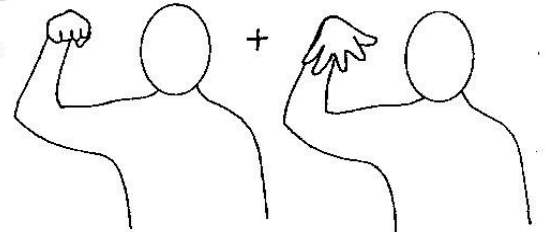
**DOOR**

(for version of small door - see video for examples)



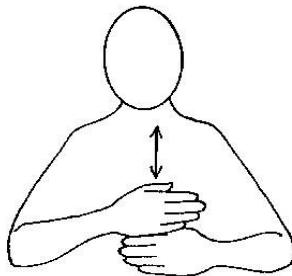
**LAMP/LIGHT**

(see video for examples of use)




**WINDOW (1)**

(see video for examples of use)

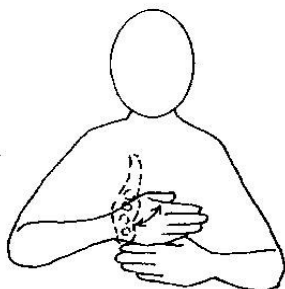


**TELEPHONE**

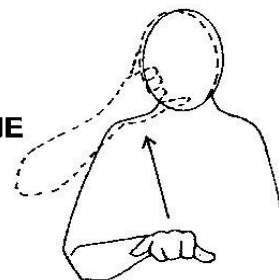


**WINDOW (2)**

(see video for examples of use)




**TO TELEPHONE**



# STAGE 2

**DOG**



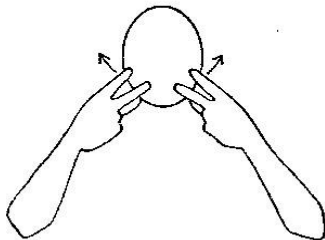
Small downward movement of hands

**TEDDY (Or any Cuddly Toy)**




Hands clasp upper arms

**CAT**




**DOLL**

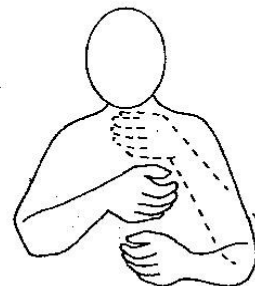


No movement

**BIRD**

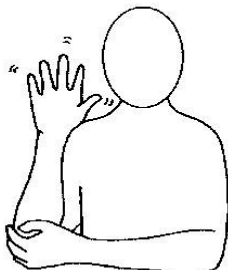


**BRICKS (Toy Bricks)**

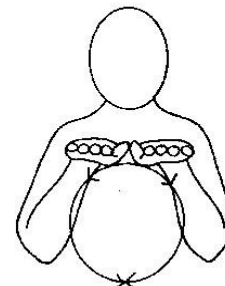


Mime holding child's bricks

**TREE**

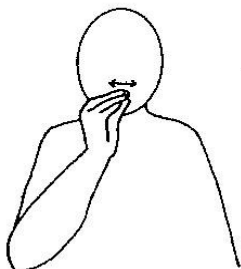


**BALL**



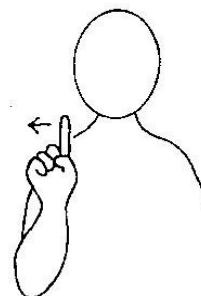
Outline shape

**FLOWER**



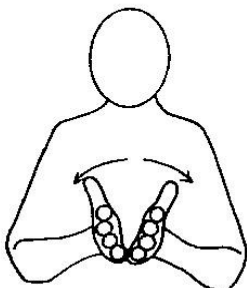
Mime smelling perfume

**AND**




Small sign, in either direction, to suit flow of other signs

**BOOK**

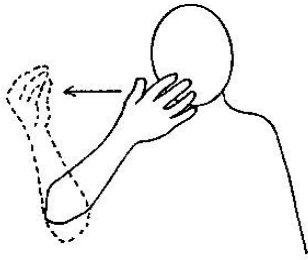


**HOT (1) (Feeling Hot)**  
(see video for examples of use)

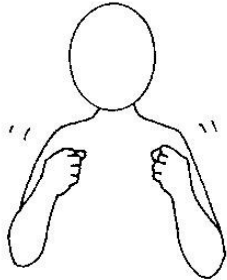


# STAGE 2

**HOT (2)**  
**(Hot Food)**  
(see video  
for examples  
of use)

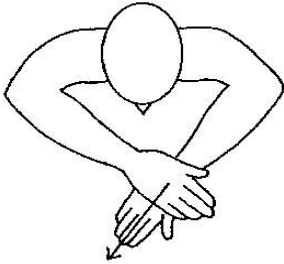


**COLD**

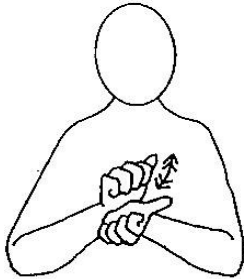


For cold food  
make sign  
closer to  
mouth

**CLEAN**



**DIRTY**



Wrists  
together –  
top fist  
makes small  
twisting  
upward  
movement